


# NARROW 3V, 5V & 8V



## DID YOU KNOW THAT...

- Complete line in stock, including larger models
- Higher HP than classical model; compact, light-weight drives
- Designed for use with QD bushing
- 3V model from 1-6;8;10 grooves, 2.2"-33.5" O.D.
- 5V model from 2-10 grooves, 4.4"-50" O.D.
- 8V model from 4-6;8;10;12 grooves, 12.5"- 71" O.D.

## HOW TO ORDER

EXAMPLE: 5-5V11.30

5

5V

11.30

**5:** NUMBER OF GROOVES

**5V:** SHEAVE SECTION ("5V")

**11.30:** OUTSIDE DIAMETER (11.30")

## IMPORTANT REMINDER



- **DO NOT** use these gray cast iron sheaves with rim speeds in excess of 6500 feet per minute. Note that the max. RPM indicated on the arm of

the sheave is based on the 6500 ft/min. limit, and doesn't take into consideration the need for dynamic balancing (two planes). Please refer to the chart on page 30 to verify the validity of dynamic balancing in your application.

All operational PT products when used in a drive are potentially dangerous and must be guarded by the user as required by applicable laws, regulations, standards and good safety practice. (Refer to ANSI Standard B15.1)

- When ordering a sheave to be dynamically balanced, you must specify the sheave operational speed. Baldor recommends ordering the matching bushing with the sheave to ensure a balancing grade of 6.3. If the bushing is not ordered at the same time, a disclaimer will be sent to the customer discharging Baldor from possible vibration problems related to the drive.

- 1 For mounting instructions with QD bushings, see page 9.
- 2 All Charts: The type of sheave construction is indicated in the column entitled « T ». The number refers to the drawing and the letter as follows: A = arms; B = block; W = web.
- 3 "B" Column indicates the corresponding bushing size required.
- 4 All dimensions are to the closest fraction.

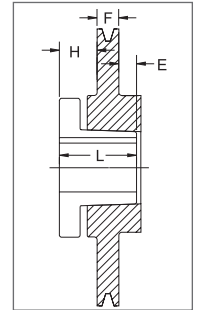
**NEW**

5V groove sizes

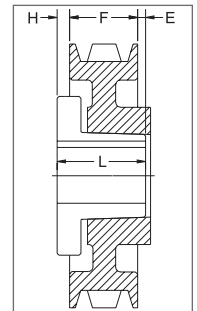
# 3V SECTION

## DIMENSIONS 1 GROOVE

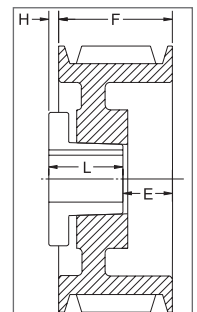
O.D.	Datum dia.	Part No	List Price \$	F = 11/16 up to 10.60 O.D. incl. and 13/16 inch thereafter					
				H	Type	B	L	E	Wt
2.20	2.15	1-3V2.20 <sup>1*</sup>	20.00	1 1/64	10B	JA	1	45/64	0.8
2.35	2.30	1-3V2.35 <sup>1*</sup>	20.80	1 1/64	10B	JA	1	45/64	0.85
2.50	2.45	1-3V2.50 <sup>1*</sup>	21.60	1 1/64	10B	JA	1	45/64	0.92
2.65	2.60	1-3V2.65	22.40	29/64	6B	JA	1	9/64	0.5
2.80	2.75	1-3V2.80	23.20	29/64	6B	JA	1	9/64	0.7
3.00	2.95	1-3V3.00	24.00	29/64	6B	JA	1	9/64	0.7
3.15	3.10	1-3V3.15	25.20	29/64	6B	JA	1	9/64	0.7
3.35	3.30	1-3V3.35	26.40	29/64	6B	JA	1	9/64	1.1
3.65	3.60	1-3V3.65	27.60	5/8	11B	SH	1 1/4	1/16	1.3
4.12	4.07	1-3V4.12	28.80	5/8	11B	SH	1 1/4	1/16	1.8
4.50	4.45	1-3V4.50	30.00	5/8	11B	SH	1 1/4	1/16	2.2
4.75	4.70	1-3V4.75	32.00	5/8	11B	SH	1 1/4	1/16	2.2
5.00	4.95	1-3V5.00	34.00	5/8	11B	SH	1 1/4	1/16	2.9
5.30	5.25	1-3V5.30	36.00	5/8	11B	SH	1 1/4	1/16	3.3
5.60	5.55	1-3V5.60	38.00	5/8	11B	SH	1 1/4	1/16	3.7
6.00	5.95	1-3V6.00	40.00	5/8	11W	SH	1 1/4	1/16	3.9
6.50	6.45	1-3V6.50	44.00	5/8	11W	SH	1 1/4	1/16	4.9
6.90	6.85	1-3V6.90	52.00	5/8	11W	SH	1 1/4	1/16	5.5
8.00	7.95	1-3V8.00	60.00	11/16	11A	SDS	1 5/16	1/16	5.1
10.60	10.55	1-3V10.60	100.00	11/16	11A	SDS	1 5/16	1/16	8.6
14.00	13.95	1-3V14.00	120.00	13/16	5A	SK	1 7/8	1/4	15.3
19.00	18.95	1-3V19.00	200.00	29/32	3A	SK	1 7/8	5/32	18.3



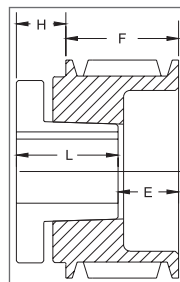
TYPE 3



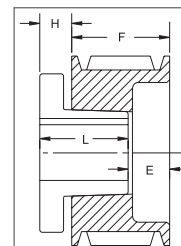
TYPE 5



TYPE 6



TYPE 10



TYPE 11

SHEAVES

P.D. for "3V" Belts = O.D.

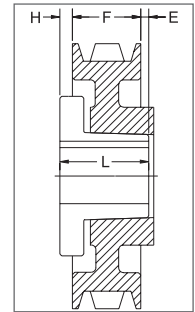
<sup>1</sup> Reverse mount only.

\* Mounting bolts are supplied by Baldor with this sheave.

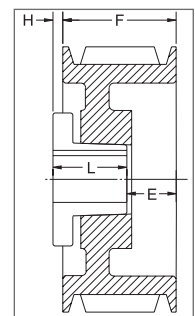
# 3V SECTION

## DIMENSIONS 2 GROOVES

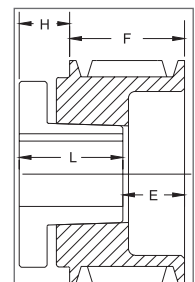
O.D.	Datum dia.	Part No	List Price \$	F = 1 3/32 inches					
				H	Type	B	L	E	Wt
2.20	2.15	2-3V2.20 <sup>1*</sup>	28.80	1 1/64	10B	JA	1	1 7/64	0.9
2.35	2.30	2-3V2.35 <sup>1*</sup>	29.60	1 1/64	10B	JA	1	1 7/64	1.0
2.50	2.45	2-3V2.50 <sup>1*</sup>	30.40	1 1/64	10B	JA	1	1 7/64	1.1
2.65	2.60	2-3V2.65 <sup>2</sup>	31.20	25/64	6B	JA	1	31/64	0.8
2.80	2.75	2-3V2.80 <sup>2</sup>	32.00	25/64	6B	JA	1	31/64	1.0
3.00	2.95	2-3V3.00 <sup>2</sup>	32.80	25/64	6B	JA	1	31/64	1.2
3.15	3.10	2-3V3.15 <sup>2</sup>	34.00	25/64	6B	JA	1	31/64	1.4
3.35	3.30	2-3V3.35 <sup>2</sup>	35.20	1/2	6B	SH	1 1/4	11/32	1.2
3.65	3.60	2-3V3.65 <sup>2</sup>	36.40	1/2	6B	SH	1 1/4	11/32	1.6
4.12	4.07	2-3V4.12	40.00	9/32	6B	SH	1 1/4	1/8	2.2
4.50	4.45	2-3V4.50	44.00	9/32	6B	SH	1 1/4	1/8	2.7
4.75	4.70	2-3V4.75	48.00	9/32	6B	SH	1 1/4	1/8	3.2
5.00	4.95	2-3V5.00	52.00	9/32	6B	SH	1 1/4	1/8	3.7
5.30	5.25	2-3V5.30	54.00	9/32	6B	SH	1 1/4	1/8	4.2
5.60	5.55	2-3V5.60	56.00	9/32	6B	SH	1 1/4	1/8	4.6
6.00	5.95	2-3V6.00	58.00	9/32	6W	SH	1 1/4	1/8	5.0
6.50	6.45	2-3V6.50	64.00	3/8	6W	SDS	1 5/16	5/32	5.8
6.90	6.85	2-3V6.90	70.00	3/8	6W	SDS	1 5/16	5/32	6.4
8.00	7.95	2-3V8.00	72.00	3/8	6A	SDS	1 5/16	5/32	6.6
10.60	10.55	2-3V10.60	110.00	5/8	5A	SK	1 7/8	5/32	11.7
14.00	13.95	2-3V14.00	174.00	5/8	5A	SK	1 7/8	5/32	17.9
19.00	18.95	2-3V19.00	204.00	13/16	11A	SK	1 7/8	1/32	26.6
25.00	24.95	2-3V25.00	360.00	13/16	5A	SF	2	3/32	33.4



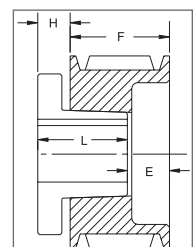
TYPE 5



TYPE 6



TYPE 10



TYPE 11

P.D. for "3V" Belts = O.D

<sup>1</sup> Reverse mount only.

<sup>2</sup> This sheave can only be reverse mounted with standard bushing bolts. Specials bolts (not provided by Baldor) are required for standard mount. (see page 9)

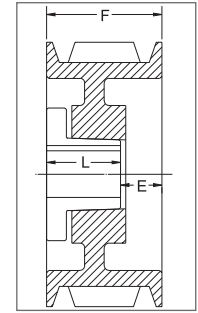
\* Mounting bolts are supplied by Baldor with this sheave.

SHEAVES

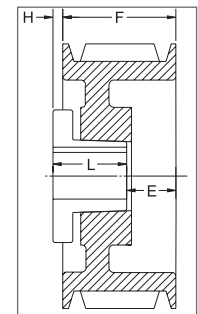
# 3V SECTION

## DIMENSIONS 3 GROOVES

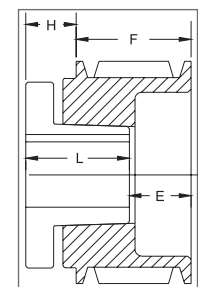
O.D.	Datum dia.	Part No	List Price \$	F = 1 1/2 inches					
				H	Type	B	L	E	Wt
2.65	2.60	3-3V2.65 <sup>2</sup>	36.80	25/64	6B	JA	1	57/64	1.1
2.80	2.75	3-3V2.80 <sup>2</sup>	37.60	25/64	6B	JA	1	57/64	1.3
3.00	2.95	+3-3V3.00 <sup>1*</sup>	38.80	1 1/32	10B	SH	1 1/4	1 9/32	1.6
3.15	3.10	+3-3V3.15 <sup>1*</sup>	40.00	1	10B	SH	1 1/4	1 1/4	2.0
3.35	3.30	3-3V3.35 <sup>2</sup>	41.20	9/16	6B	SH	1 1/4	13/16	1.8
3.65	3.60	3-3V3.65 <sup>2</sup>	42.40	9/16	6B	SH	1 1/4	13/16	2.4
4.12	4.07	3-3V4.12	44.00	0	4B	SH	1 1/4	1/4	2.7
4.50	4.45	3-3V4.50	50.00	0	4B	SDS	1 5/16	3/16	3.0
4.75	4.70	3-3V4.75	54.00	0	4B	SDS	1 5/16	3/16	3.7
5.00	4.95	3-3V5.00	58.00	0	4B	SDS	1 5/16	3/16	4.2
5.30	5.25	3-3V5.30	60.00	0	4B	SDS	1 5/16	3/16	4.7
5.60	5.55	3-3V5.60	62.00	0	4B	SDS	1 5/16	3/16	5.2
6.00	5.95	3-3V6.00	66.00	0	4B	SDS	1 5/16	3/16	6.2
6.50	6.45	3-3V6.50	68.00	0	4W	SDS	1 5/16	3/16	6.7
6.90	6.85	3-3V6.90	80.00	0	4W	SDS	1 5/16	3/16	7.5
8.00	7.95	3-3V8.00	86.00	5/8	6A	SK	1 7/8	1/4	9.8
10.60	10.55	3-3V10.60	126.00	5/8	6A	SK	1 7/8	1/4	14.0
14.00	13.95	3-3V14.00	184.00	5/8	6A	SK	1 7/8	1/4	19.4
19.00	18.95	3-3V19.00	216.00	13/16	11A	SF	2	5/16	32.1
25.00	24.95	3-3V25.00	400.00	13/16	11A	SF	2	5/16	38.5
33.50	33.45	3-3V33.50	720.00	23/32	6A	SF	2	7/32	79.3



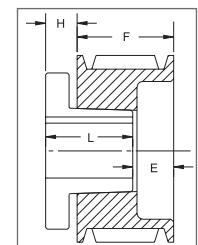
TYPE 4



TYPE 6



TYPE 10



TYPE 11

SHEAVES

P.D. for "3V" Belts = O.D.      + For 3-3V3.00: F=1.912"      + For 3-3V3.15: F=1 7/8"

<sup>1</sup> Reverse mount only.

<sup>2</sup> This sheave can only be reverse mounted with standard bushing bolts. Specials bolts (not provided by Baldor) are required for standard mount. (see page 9)

\* Mounting bolts are supplied by Baldor with this sheave.

# 3V SECTION

## DIMENSIONS 4 GROOVES

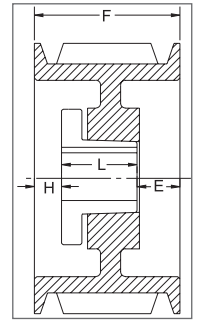
O.D.	Datum dia.	Part No	List Price \$	F = 1 29/32 inches					
				H	Type	B	L	E	Wt
2.65	2.60	4-3V2.65 <sup>2</sup>	42.40	25/64	6B	JA	1	1 19/64	1.4
2.80	2.75	4-3V2.80 <sup>2</sup>	42.80	25/64	6B	JA	1	1 19/64	1.6
3.00	2.95	4-3V3.00 <sup>1*</sup>	43.20	1 1/32	10B	SH	1 1/4	1 11/16	2.3
3.15	3.10	4-3V3.15 <sup>1*</sup>	44.80	1	10B	SH	1 1/4	1 21/32	2.7
3.35	3.30	4-3V3.35 <sup>2</sup>	46.40	1/2	6B	SH	1 1/4	1 5/32	2.3
3.65	3.60	4-3V3.65 <sup>2</sup>	48.00	1/2	6B	SH	1 1/4	1 5/32	3.1
4.12	4.07	4-3V4.12	50.00	3/16	1B	SH	1 1/4	15/32	3.2
4.50	4.45	4-3V4.50	52.00	3/16	1B	SDS	1 5/16	13/32	3.4
4.75	4.70	4-3V4.75	56.00	1/8	1B	SDS	1 5/16	15/32	4.4
5.00	4.95	4-3V5.00	60.00	1/8	1B	SDS	1 5/16	15/32	5.0
5.30	5.25	4-3V5.30	64.00	1/8	1B	SDS	1 5/16	15/32	6.0
5.60	5.55	4-3V5.60	66.00	1/8	1B	SDS	1 5/16	15/32	6.2
6.00	5.95	4-3V6.00	70.00	1/4	6B	SK	1 7/8	9/32	7.8
6.50	6.45	4-3V6.50	72.00	1/4	6B	SK	1 7/8	9/32	9.5
6.90	6.85	4-3V6.90	82.00	1/4	6B	SK	1 7/8	9/32	11.1
8.00	7.95	4-3V8.00	88.00	1/4	6A	SK	1 7/8	9/32	11.2
10.60	10.55	4-3V10.60	128.00	1/4	6A	SK	1 7/8	9/32	16.0
14.00	13.95	4-3V14.00	196.00	1/4	6A	SK	1 7/8	9/32	25.0
19.00	18.95	4-3V19.00	252.00	1/16	5A	SF	2	1/32	39.8
25.00	24.95	4-3V25.00	412.00	7/16	6A	SF	2	11/32	51.1
33.50	33.45	4-3V33.50	780.00	25/32	6A	E	2 5/8	1/16	94.1

P.D. for "3V" Belts = O.D.

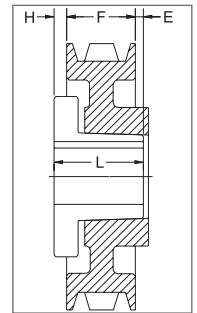
<sup>1</sup> Reverse mount only.

<sup>2</sup> This sheave can only be reverse mounted with standard bushing bolts. Specials bolts (not provided by Baldor) are required for standard mount. (see page 9)

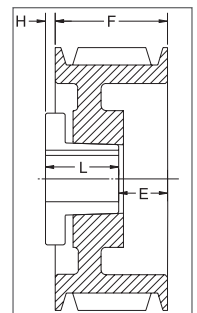
\* Mounting bolts are supplied by Baldor with this sheave.



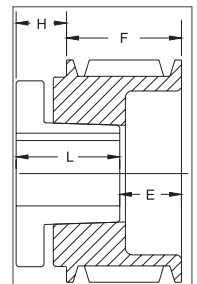
TYPE 1



TYPE 5



TYPE 6



TYPE 10

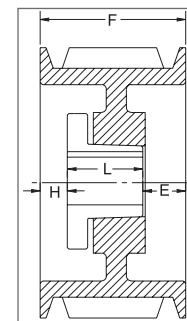


SHEAVES

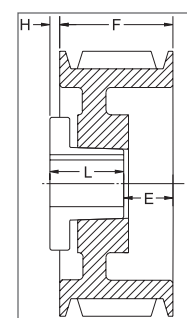
# 3V SECTION

## DIMENSIONS 5 GROOVES

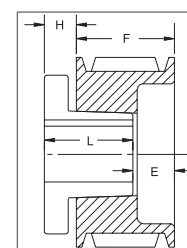
O.D.	Datum dia.	Part No	List Price \$	F = 2 5/16 inches					
				H	Type	B	L	E	Wt
4.75	4.70	5-3V4.75	62.00	1/8	1B	SDS	1 5/16	7/8	4.7
5.00	4.95	5-3V5.00	68.00	1/8	1B	SDS	1 5/16	7/8	6.0
5.30	5.25	5-3V5.30	70.00	1/16	1B	SK	1 7/8	3/8	6.2
5.60	5.55	5-3V5.60	76.00	1/32	1B	SK	1 7/8	13/32	7.4
6.00	5.95	5-3V6.00	78.00	1/16	1B	SK	1 7/8	3/8	8.8
6.50	6.45	5-3V6.50	80.00	1/16	1B	SK	1 7/8	3/8	9.9
6.90	6.85	5-3V6.90	88.00	1/32	1B	SK	1 7/8	13/32	11.5
8.00	7.95	5-3V8.00	94.00	1/16	1W	SK	1 7/8	3/8	14.5
10.60	10.55	5-3V10.60	130.00	5/32	1A	SK	1 7/8	9/32	19.3
14.00	13.95	5-3V14.00	232.00	3/32	6A	SF	2	13/32	26.5
19.00	18.95	5-3V19.00	292.00	3/32	1A	SF	2	7/32	33.9
25.00	24.95	5-3V25.00	436.00	7/16	6A	E	2 5/8	1/8	60.7
33.50	33.45	5-3V33.50	850.00	3/8	6A	E	2 5/8	1/16	107.0



TYPE 1



TYPE 6



TYPE 11

## DIMENSIONS 6 GROOVES

O.D.	Datum dia.	Part No	List Price \$	F = 2 23/32 inches					
				H	Type	B	L	E	Wt
4.75	4.70	6-3V4.75 <sup>1*</sup>	84.00	13/16	11B	SK	1 7/8	1 21/32	5.8
5.00	4.95	6-3V5.00 <sup>1</sup>	86.00	13/16	11B	SK	1 7/8	1 21/32	7.1
5.30	5.25	6-3V5.30	88.00	15/32	1B	SK	1 7/8	3/8	6.8
5.60	5.55	6-3V5.60	90.00	7/16	1B	SK	1 7/8	13/32	8.2
6.00	5.95	6-3V6.00	92.00	7/16	1B	SK	1 7/8	13/32	9.7
6.50	6.45	6-3V6.50	94.00	1/16	1B	SK	1 7/8	25/32	10.8
6.90	6.85	6-3V6.90	112.00	7/16	1B	SK	1 7/8	13/32	12.2
8.00	7.95	6-3V8.00	124.00	1/16	1W	SK	1 7/8	25/32	16.0
10.60	10.55	6-3V10.60	144.00	5/32	1A	SF	2	9/16	18.7
14.00	13.95	6-3V14.00	248.00	3/32	1A	SF	2	5/8	30.5
19.00	18.95	6-3V19.00	308.00	1/32	6A	E	2 5/8	1/8	47.6
25.00	24.95	6-3V25.00	452.00	1/32	6A	E	2 5/8	1/8	66.9
33.50	33.45	6-3V33.50	900.00	1/32	1A	E	2 5/8	1/16	121.6

P.D. for "3V" Belts = O.D.

<sup>1</sup> Reverse mount only.

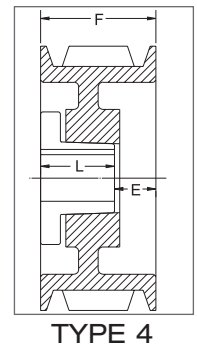
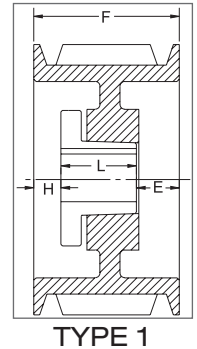
\* Mounting bolts are supplied by Baldor with this sheave .

SHEAVES

# 3V SECTION

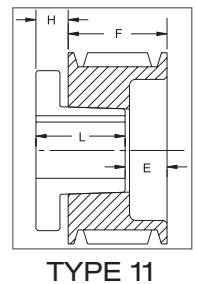
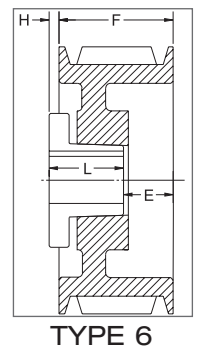
## DIMENSIONS 8 GROOVES

O.D.	Datum dia.	Part No	List Price \$	F = 3 17/32 inches					
				H	Type	B	L	E	Wt
4.75	4.70	8-3V4.75 <sup>1</sup>	106.00	13/16	11B	SK	1 7/8	2 15/32	7.2
5.00	4.95	8-3V5.00 <sup>1</sup>	110.00	13/16	11B	SK	1 7/8	2 15/32	8.9
5.30	5.25	8-3V5.30	124.00	7/16	1B	SK	1 7/8	1 7/32	8.3
5.60	5.55	8-3V5.60	126.00	7/16	1B	SK	1 7/8	1 7/32	9.5
6.00	5.95	8-3V6.00	128.00	7/16	1B	SK	1 7/8	1 7/32	11.7
6.50	6.45	8-3V6.50	130.00	7/16	1B	SK	1 7/8	1 7/32	13.6
6.90	6.85	8-3V6.90	132.00	7/16	1B	SK	1 7/8	1 7/32	15.4
8.00	7.95	8-3V8.00	148.00	5/16	1W	SF	2	1 7/32	19.2
10.60	10.55	8-3V10.60	210.00	5/32	1A	SF	2	1 3/8	22.5
14.00	13.95	8-3V14.00	284.00	1/8	6A	E	2 5/8	1 1/32	42.9
19.00	18.95	8-3V19.00	444.00	1/8	6A	E	2 5/8	1 1/32	66.6
25.00	24.95	8-3V25.00	520.00	3/16	6A	E	2 5/8	1 3/32	92.2
33.50	33.45	8-3V33.50	980.00	15/32	6A	F	3 5/8	3/8	153.0



## DIMENSIONS 10 GROOVES

O.D.	Datum dia.	Part No	List Price \$	F = 4 11/32 inches					
				H	Type	B	L	E	Wt
4.75	4.70	10-3V4.75 <sup>1</sup>	126.00	13/16	11B	SK	1 7/8	3 9/32	8.6
5.00	4.95	10-3V5.00 <sup>1</sup>	128.00	13/16	11B	SK	1 7/8	3 9/32	10.7
5.30	5.25	10-3V5.30	130.00	9/16	1B	SK	1 7/8	1 29/32	9.6
5.60	5.55	10-3V5.60	132.00	9/16	1B	SK	1 7/8	1 29/32	11.9
6.00	5.95	10-3V6.00	134.00	9/16	1B	SK	1 7/8	1 29/32	13.45
6.50	6.45	10-3V6.50	144.00	9/16	1B	SK	1 7/8	1 29/32	14.1
6.90	6.85	10-3V6.90	146.00	9/16	1B	SK	1 7/8	1 29/32	17.5
8.00	7.95	10-3V8.00	194.00	11/16	1W	SF	2	1 21/32	21.55
10.60	10.55	10-3V10.60	250.00	0	4W	E	2 5/8	1 23/32	31.6
14.00	13.95	10-3V14.00	320.00	0	4A	E	2 5/8	1 23/32	41.6
19.00	18.95	10-3V19.00	472.00	0	4A	E	2 5/8	1 23/32	74.0
25.00	24.95	10-3V25.00	596.00	1/16	6A	F	3 5/8	25/32	105.0
33.50	33.45	10-3V33.50	1100.00	1/16	6A	F	3 5/8	25/32	180.0



P.D. for "3V" Belts = O.D.

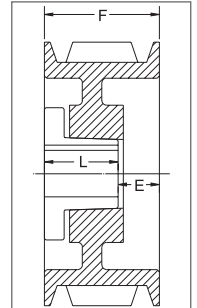
<sup>1</sup> Reverse mount only.

SHEAVES

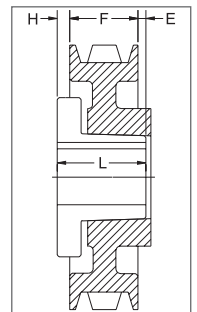
# 5V SECTION

## DIMENSIONS 2 GROOVES

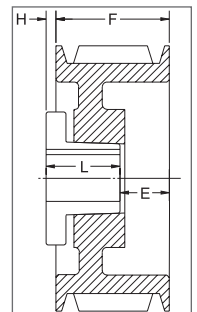
O.D.	Datum dia.	Part No	List Price \$	F = 1 11/16 inches					
				H	Type	B	L	E	Wt
4.40	4.30	2-5V4.40 <sup>2</sup>	73.00	15/32	6B	SH	1 1/4	29/32	3.4
4.65	4.55	2-5V4.65 <sup>1*</sup>	79.00	11/16	11B	SDS	1 5/16	1 1/16	3.6
4.90	4.80	2-5V4.90	85.00	7/32	4B	SDS	1 5/16	3/8	3.9
5.20	5.10	2-5V5.20	91.00	7/32	6B	SDS	1 5/16	19/32	4.8
5.50	5.40	2-5V5.50	97.00	7/32	6B	SDS	1 5/16	19/32	5.5
5.90	5.80	2-5V5.90	103.00	7/32	6B	SDS	1 5/16	19/32	6.5
6.30	6.20	2-5V6.30	109.00	7/16	6B	SK	1 7/8	1/4	9.6
6.70	6.60	2-5V6.70	115.00	7/16	6B	SK	1 7/8	1/4	9.3
7.10	7.00	2-5V7.10	120.00	3/8	6B	SK	1 7/8	3/16	10.6
7.50	7.40	2-5V7.50	122.00	3/8	6B	SK	1 7/8	3/16	12.1
8.00	7.90	2-5V8.00	124.00	3/8	6B	SK	1 7/8	3/16	14.3
8.50	8.40	2-5V8.50	128.00	3/8	6B	SK	1 7/8	3/16	16.2
9.00	8.90	2-5V9.00	136.00	3/8	6B	SK	1 7/8	3/16	18.5
9.25	9.15	2-5V9.25	144.00	3/8	6W	SK	1 7/8	3/16	17.0
9.75	9.65	2-5V9.75	148.00	3/8	6W	SK	1 7/8	3/16	18.2
10.30	10.20	2-5V10.30	152.00	3/8	6W	SK	1 7/8	3/16	18.0
10.90	10.80	2-5V10.90	156.00	3/8	6W	SK	1 7/8	3/16	20.8
11.30	11.20	2-5V11.30	160.00	3/8	6A	SK	1 7/8	3/16	16.9
11.80	11.70	2-5V11.80	162.00	3/8	6A	SK	1 7/8	3/16	18.6
12.50	12.40	2-5V12.50	164.00	3/8	6A	SF	2	1/16	20.8
13.20	13.10	2-5V13.20	176.00	3/8	6A	SF	2	1/16	22.0
14.00	13.90	2-5V14.00	230.00	3/8	6A	SF	2	1/16	24.8
15.00	14.90	2-5V15.00	234.00	3/8	6A	SF	2	1/16	26.6
16.00	15.90	2-5V16.00	252.00	3/8	6A	SF	2	1/16	34.9
18.70	18.60	2-5V18.70	300.00	3/8	6A	SF	2	1/16	43.8
21.20	21.10	2-5V21.20	416.00	3/8	6A	SF	2	1/16	43.8
23.60	23.50	2-5V23.60	480.00	5/16	5A	E	2 5/8	5/8	61.7
28.00	27.90	2-5V28.00	520.00	5/16	5A	E	2 5/8	5/8	73.0



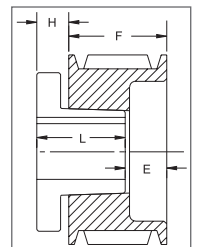
TYPE 4



TYPE 5



TYPE 6



TYPE 11

SHEAVES

P.D. for "5V" Belts = O.D.

<sup>1</sup> Reverse mount only.

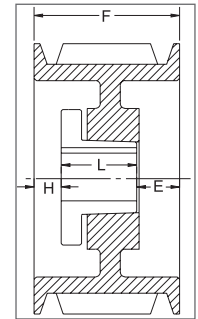
<sup>2</sup> This sheave can only be reverse mounted with standard bushing bolts. Specials bolts (not provided by Baldor) are required for standard mount. (see page 9)

\* Mounting bolts are supplied by Baldor with this sheave.

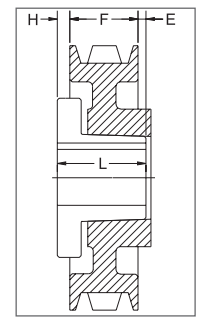
# 5V SECTION

## DIMENSIONS 3 GROOVES

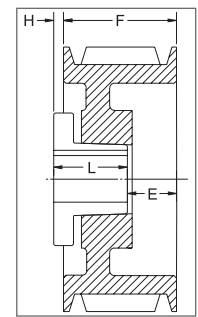
O.D.	Datum dia.	Part No	List Price \$	F = 2 3/8 inches					
				H	Type	B	L	E	Wt
4.40	4.30	3-5V4.40 <sup>1*</sup>	79.00	11/16	11B	SDS	1 5/16	1 3/4	4.3
4.65	4.55	3-5V4.65 <sup>1*</sup>	85.00	11/16	11B	SDS	1 5/16	1 3/4	5.2
4.90	4.80	3-5V4.90 <sup>*</sup>	91.00	3/8	1B	SDS	1 5/16	11/16	4.9
5.20	5.10	3-5V5.20	97.00	3/8	1B	SDS	1 5/16	11/16	6.1
5.50	5.40	3-5V5.50	103.00	5/16	1B	SDS	1 5/16	3/4	6.4
5.90	5.80	3-5V5.90	109.00	5/16	1B	SDS	1 5/16	3/4	8.2
6.30	6.20	3-5V6.30	115.00	1/4	1B	SK	1 7/8	1/4	9.0
6.70	6.60	3-5V6.70	121.00	1/4	1B	SK	1 7/8	1/4	12.7
7.10	7.00	3-5V7.10	128.00	1/16	6B	SF	2	7/16	12.3
7.50	7.40	3-5V7.50	134.00	1/16	6B	SF	2	7/16	13.8
8.00	7.90	3-5V8.00	142.00	1/16	6B	SF	2	7/16	16.2
8.50	8.40	3-5V8.50	146.00	1/16	6B	SF	2	7/16	18.3
9.00	8.90	3-5V9.00	150.00	1/16	6B	SF	2	7/16	20.6
9.25	9.15	3-5V9.25	156.00	1/16	6W	SF	2	7/16	20.2
9.75	9.65	3-5V9.75	162.00	1/16	6W	SF	2	7/16	20.8
10.30	10.20	3-5V10.30	172.00	1/16	6W	SF	2	7/16	20.5
10.90	10.80	3-5V10.90	176.00	1/16	6W	SF	2	7/16	23.4
11.30	11.20	3-5V11.30	180.00	1/16	6A	SF	2	7/16	22.7
11.80	11.70	3-5V11.80	194.00	1/16	6A	SF	2	7/16	24.4
12.50	12.40	3-5V12.50	202.00	11/16	6A	E	2 5/8	7/16	31.1
13.20	13.10	3-5V13.20	212.00	11/16	6A	E	2 5/8	7/16	32.2
14.00	13.90	3-5V14.00	258.00	11/16	6A	E	2 5/8	7/16	35.5
15.00	14.90	3-5V15.00	274.00	11/16	6A	E	2 5/8	7/16	38.3
16.00	15.90	3-5V16.00	282.00	11/16	6A	E	2 5/8	7/16	40.1
18.70	18.60	3-5V18.70	328.00	5/16	6A	E	2 5/8	1/16	46.6
21.20	21.10	3-5V21.20	440.00	11/16	6A	E	2 5/8	7/16	57.2
23.60	23.50	3-5V23.60	500.00	11/32	6A	E	2 5/8	3/32	73.0
28.00	27.90	3-5V28.00	540.00	5/16	6A	E	2 5/8	1/16	97.0
31.50	31.40	3-5V31.50	920.00	31/32	5A	F	3 5/8	9/32	128.0
37.50	37.40	3-5V37.50	1180.00	31/32	5A	F	3 5/8	9/32	158.0
50.00	49.90	3-5V50.00	1780.00	31/32	5A	F	3 5/8	9/32	218.0



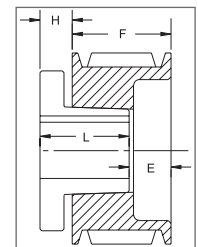
TYPE 1



TYPE 5



TYPE 6



TYPE 11

P.D. for "5V" Belts = O.D.

<sup>1</sup> Reverse mount only.

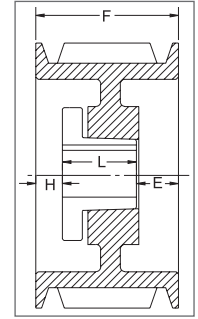
\* Mounting bolts are supplied by Baldor with this sheave

SHEAVES

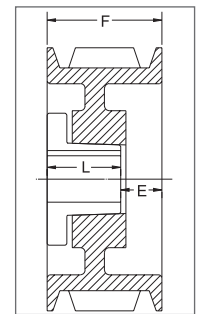
# 5V SECTION

## DIMENSIONS 4 GROOVES

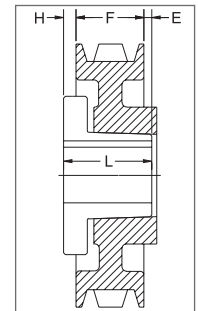
O.D.	Datum dia.	Part No	List Price \$	F = 3 1/16 inches					
				H	Type	B	L	E	Wt
4.40	4.30	4-5V4.40 <sup>1*</sup>	92.00	11/16	11B	SD	1 13/16	1 15/16	5.4
4.65	4.55	4-5V4.65 <sup>1*</sup>	98.00	11/16	11B	SD	1 13/16	1 15/16	6.1
4.90	4.80	4-5V4.90 <sup>*</sup>	104.00	5/8	1B	SD	1 13/16	5/8	6.5
5.20	5.10	4-5V5.20	110.00	5/8	1B	SD	1 13/16	5/8	8.2
5.50	5.40	4-5V5.50	116.00	5/8	1B	SD	1 13/16	5/8	9.4
5.90	5.80	4-5V5.90	122.00	5/8	1B	SD	1 13/16	5/8	10.0
6.30	6.20	4-5V6.30	128.00	1/2	1B	SK	1 7/8	11/16	11.7
6.70	6.60	4-5V6.70	134.00	1/2	1B	SK	1 7/8	11/16	13.4
7.10	7.00	4-5V7.10	140.00	0	4B	SF	2	1 1/16	14.5
7.50	7.40	4-5V7.50	148.00	0	4B	SF	2	1 1/16	16.3
8.00	7.90	4-5V8.00	156.00	0	4B	E	2 5/8	7/16	17.9
8.50	8.40	4-5V8.50	162.00	0	4B	E	2 5/8	7/16	21.7
9.00	8.90	4-5V9.00	164.00	0	4B	E	2 5/8	7/16	24.4
9.25	9.15	4-5V9.25	168.00	0	4B	E	2 5/8	7/16	26.2
9.75	9.65	4-5V9.75	196.00	3/8	1B	E	2 5/8	1/16	29.4
10.30	10.20	4-5V10.30	200.00	0	4W	E	2 5/8	7/16	28.6
10.90	10.80	4-5V10.90	206.00	0	4W	E	2 5/8	7/16	30.3
11.30	11.20	4-5V11.30	224.00	3/8	1W	E	2 5/8	1/16	30.9
11.80	11.70	4-5V11.80	226.00	0	4W	E	2 5/8	7/16	32.5
12.50	12.40	4-5V12.50	234.00	3/8	1A	E	2 5/8	1/16	35.0
13.20	13.10	4-5V13.20	256.00	0	4A	E	2 5/8	7/16	37.4
14.00	13.90	4-5V14.00	290.00	0	4A	E	2 5/8	7/16	41.1
15.00	14.90	4-5V15.00	320.00	0	4A	E	2 5/8	7/16	43.7
16.00	15.90	4-5V16.00	340.00	0	4A	E	2 5/8	7/16	46.9
18.70	18.60	4-5V18.70	380.00	3/16	1A	E	2 5/8	1/4	58.5
21.20	21.10	4-5V21.20	512.00	3/16	1A	E	2 5/8	1/4	77.0
23.60	23.50	4-5V23.60	546.00	21/32	6A	F	3 5/8	3/32	98.0
28.00	27.90	4-5V28.00	620.00	21/32	6A	F	3 5/8	3/32	118.0
31.50	31.40	4-5V31.50	970.00	11/32	5A	F	3 5/8	7/32	141.0
37.50	37.40	4-5V37.50	1240.00	21/32	6A	F	3 5/8	3/32	178.0
50.00	49.90	4-5V50.00	1880.00	15/16	5A	J	4 1/2	1/2	269.0



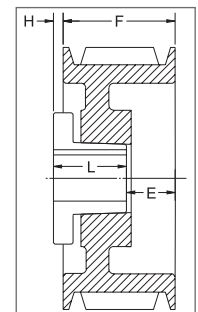
TYPE 1



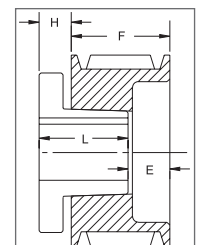
TYPE 4



TYPE 5



TYPE 6



TYPE 11

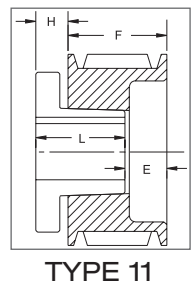
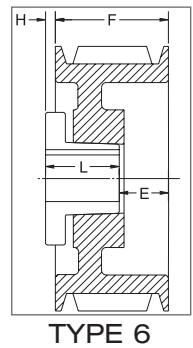
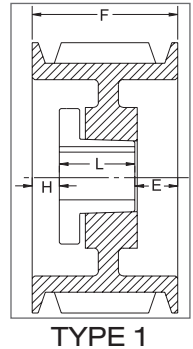
SHEAVES

P.D. for "5V" Belts = O.D.  
<sup>1</sup> Reverse mount only.  
<sup>\*</sup> Mounting bolts are supplied by Baldor with this sheave

# 5V SECTION

## DIMENSIONS 5 GROOVES

O.D.	Datum dia.	Part No	List Price \$	F = 3 3/4 inches					
				H	Type	B	L	E	Wt
4.40	4.30	5-5V4.40 <sup>1*</sup>	104.00	11/16	11B	SD	1 13/16	2 5/8	6.3
4.65	4.55	5-5V4.65 <sup>1*</sup>	110.00	11/16	11B	SD	1 13/16	2 5/8	7.0
4.90	4.80	5-5V4.90 <sup>*</sup>	116.00	5/8	1B	SD	1 13/16	1 5/16	7.9
5.20	5.10	5-5V5.20	122.00	5/8	1B	SD	1 13/16	1 5/16	9.7
5.50	5.40	5-5V5.50	128.00	5/8	1B	SD	1 13/16	1 5/16	10.9
5.90	5.80	5-5V5.90	134.00	1/2	1B	SK	1 7/8	1 3/8	11.2
6.30	6.20	5-5V6.30	140.00	1/2	1B	SK	1 7/8	1 3/8	12.2
6.70	6.60	5-5V6.70	146.00	1/2	1B	SF	2	1 1/4	13.2
7.10	7.00	5-5V7.10	156.00	5/16	1B	SF	2	1 7/16	16.7
7.50	7.40	5-5V7.50	174.00	5/16	1B	SF	2	1 7/16	18.5
8.00	7.90	5-5V8.00	184.00	5/16	1B	E	2 5/8	13/16	20.0
8.50	8.40	5-5V8.50	190.00	5/16	1B	E	2 5/8	13/16	24.4
9.00	8.90	5-5V9.00	198.00	5/16	1B	E	2 5/8	13/16	27.4
9.25	9.15	5-5V9.25	202.00	5/16	1B	E	2 5/8	13/16	29.2
9.75	9.65	5-5V9.75	218.00	5/16	1B	E	2 5/8	13/16	32.8
10.30	10.20	5-5V10.30	220.00	5/16	1W	E	2 5/8	13/16	31.1
10.90	10.80	5-5V10.90	222.00	5/16	1W	E	2 5/8	13/16	33.0
11.30	11.20	5-5V11.30	242.00	5/16	1W	E	2 5/8	13/16	35.0
11.80	11.70	5-5V11.80	244.00	5/16	1W	E	2 5/8	13/16	37.3
12.50	12.40	5-5V12.50	282.00	5/16	1W	E	2 5/8	13/16	38.9
13.20	13.10	5-5V13.20	300.00	5/16	1W	E	2 5/8	13/16	41.8
14.00	13.90	5-5V14.00	344.00	5/16	1A	E	2 5/8	13/16	45.3
15.00	14.90	5-5V15.00	384.00	5/16	1A	E	2 5/8	13/16	49.1
16.00	15.90	5-5V16.00	404.00	5/16	1A	E	2 5/8	13/16	51.9
18.70	18.60	5-5V18.70	432.00	9/32	6A	F	3 5/8	13/32	86.0
21.20	21.10	5-5V21.20	536.00	7/32	6A	F	3 5/8	11/32	84.7
23.60	23.50	5-5V23.60	586.00	7/32	6A	F	3 5/8	11/32	111.0
28.00	27.90	5-5V28.00	660.00	7/32	6A	F	3 5/8	11/32	128.0
31.50	31.40	5-5V31.50	1080.00	19/64	6A	J	4 1/2	25/64	174.0
37.50	37.40	5-5V37.50	1380.00	7/8	6A	J	4 1/2	1/8	199.0
50.00	49.90	5-5V50.00	1920.00	7/8	6A	J	4 1/2	1/8	319.0



SHEAVES

P.D. for "5V" Belts = O.D.

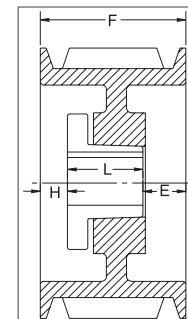
<sup>1</sup> Reverse mount only.

\* Mounting bolts are supplied by Baldor with this sheave.

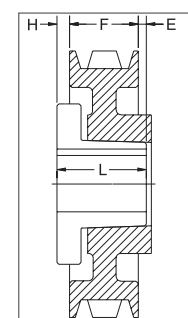
# 5V SECTION

## DIMENSIONS 6 GROOVES

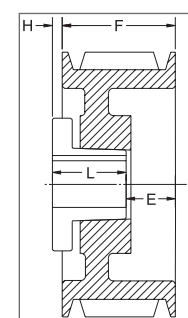
O.D.	Datum dia.	Part No	List Price \$	F = 4 7/16 inches					
				H	Type	B	L	E	Wt
4.40	4.30	6-5V4.40 <sup>1*</sup>	114.00	11/16	11B	SD	1 13/16	3 5/16	8.4
4.65	4.55	6-5V4.65 <sup>1*</sup>	120.00	11/16	11B	SD	1 13/16	3 5/16	9.3
4.90	4.80	6-5V4.90 <sup>*</sup>	126.00	5/8	1B	SD	1 13/16	2	8.9
5.20	5.10	6-5V5.20	132.00	5/8	1B	SD	1 13/16	2	10.9
5.50	5.40	6-5V5.50	138.00	5/8	1B	SD	1 13/16	2	13.4
5.90	5.80	6-5V5.90	144.00	1/2	1B	SK	1 7/8	2 1/16	12.8
6.30	6.20	6-5V6.30	150.00	1/2	1B	SK	1 7/8	2 1/16	15.3
6.70	6.60	6-5V6.70	154.00	13/16	1B	SF	2	1 5/8	16.1
7.10	7.00	6-5V7.10	160.00	9/16	1B	SF	2	1 7/8	18.8
7.50	7.40	6-5V7.50	176.00	9/16	1B	SF	2	1 7/8	20.8
8.00	7.90	6-5V8.00	186.00	9/16	1B	E	2 5/8	1 1/4	22.3
8.50	8.40	6-5V8.50	198.00	9/16	1B	E	2 5/8	1 1/4	27.1
9.00	8.90	6-5V9.00	220.00	9/16	1B	E	2 5/8	1 1/4	30.5
9.25	9.15	6-5V9.25	224.00	9/16	1B	E	2 5/8	1 1/4	32.2
9.75	9.65	6-5V9.75	228.00	9/16	1B	E	2 5/8	1 1/4	36.2
10.30	10.20	6-5V10.30	248.00	9/16	1W	E	2 5/8	1 1/4	34.4
10.90	10.80	6-5V10.90	260.00	9/16	1W	E	2 5/8	1 1/4	36.4
11.30	11.20	6-5V11.30	260.00	9/16	1W	E	2 5/8	1 1/4	39.3
11.80	11.70	6-5V11.80	262.00	9/16	1W	E	2 5/8	1 1/4	40.2
12.50	12.40	6-5V12.50	320.00	17/32	1W	F	3 5/8	9/32	54.2
13.20	13.10	6-5V13.20	342.00	17/32	1W	F	3 5/8	9/32	58.0
14.00	13.90	6-5V14.00	384.00	17/32	1W	F	3 5/8	9/32	59.9
15.00	14.90	6-5V15.00	424.00	17/32	1A	F	3 5/8	9/32	60.0
16.00	15.90	6-5V16.00	464.00	17/32	1A	F	3 5/8	9/32	64.7
18.70	18.60	6-5V18.70	520.00	3/32	1A	F	3 5/8	23/32	80.5
21.20	21.10	6-5V21.20	590.00	7/32	6A	F	3 5/8	1 1/32	96.3
23.60	23.50	6-5V23.60	660.00	15/32	6A	J	4 1/2	13/32	133.0
28.00	27.90	6-5V28.00	740.00	15/32	6A	J	4 1/2	13/32	179.0
31.50	31.40	6-5V31.50	1180.00	15/32	6A	J	4 1/2	13/32	198.0
37.50	37.40	6-5V37.50	1440.00	15/32	6A	J	4 1/2	13/32	239.0
50.00	49.90	6-5V50.00	2220.00	1 13/32	5A	M <sup>o</sup>	6 3/4	29/32	386.0



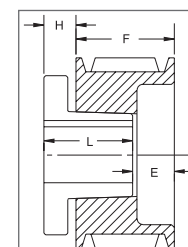
TYPE 1



TYPE 5



TYPE 6



TYPE 11

SHEAVES

P.D. for "5V" Belts = O.D.

<sup>o</sup>Note: M-N-P-W bushings are standard mounting only for these parts. See page 9 for installation instructions.

<sup>1</sup> Reverse mount only.

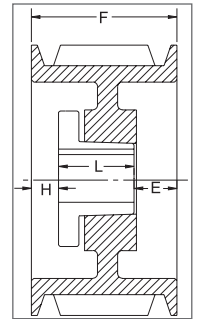
\* Mounting bolts are supplied by Baldor with this sheave

# 5V SECTION

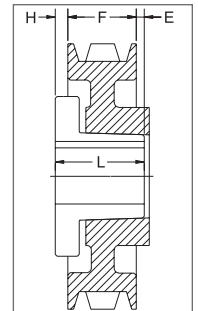
## DIMENSIONS 7 GROOVES

(Contact your sales representative for price & availability)

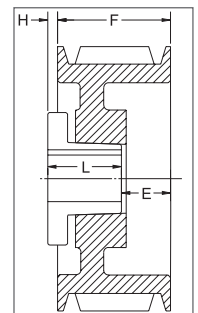
O.D.	Datum dia.	Part No	List Price \$	F = 5 1/8 inches					
				H	Type	B	L	E	Wt
7.10	7.00	<b>7-5V7.10</b>	-	1 1/16	1B	SF	2	2 1/16	22
7.50	7.40	<b>7-5V7.50</b>	-	1 1/16	1B	SF	2	2 1/16	23
8.00	7.90	<b>7-5V8.00</b>	-	1 1/16	1B	E	2 5/8	1 7/16	26
8.50	8.40	<b>7-5V8.50</b>	-	1 1/16	1B	E	2 5/8	1 7/16	30
9.00	8.90	<b>7-5V9.00</b>	-	1 1/16	1B	E	2 5/8	1 7/16	34
9.25	9.15	<b>7-5V9.25</b>	-	1 1/32	1B	F	3 5/8	15/32	40
9.75	9.65	<b>7-5V9.75</b>	-	1 1/32	1B	F	3 5/8	15/32	45
10.30	10.20	<b>7-5V10.30</b>	-	1 1/32	1B	F	3 5/8	15/32	52
10.90	10.80	<b>7-5V10.90</b>	-	1 1/32	1B	F	3 5/8	15/32	58
11.30	11.20	<b>7-5V11.30</b>	-	1 1/32	1W	F	3 5/8	15/32	57
11.80	11.70	<b>7-5V11.80</b>	-	1 1/32	1W	F	3 5/8	15/32	57
12.50	12.40	<b>7-5V12.50</b>	-	1 1/32	1W	F	3 5/8	15/32	61
13.20	13.10	<b>7-5V13.20</b>	-	1 1/32	1W	F	3 5/8	15/32	64
14.00	13.90	<b>7-5V14.00</b>	-	1 1/32	1W	F	3 5/8	15/32	74
15.00	14.90	<b>7-5V15.00</b>	-	1 1/32	1A	F	3 5/8	15/32	74
16.00	15.90	<b>7-5V16.00</b>	-	1 1/32	1A	F	3 5/8	15/32	79
18.70	18.60	<b>7-5V18.70</b>	-	5/32	1A	J	4 1/2	15/32	106
21.20	21.10	<b>7-5V21.20</b>	-	7/32	6A	J	4 1/2	27/32	111
23.60	23.50	<b>7-5V23.60</b>	-	5/32	1A	J	4 1/2	15/32	136
28.00	27.90	<b>7-5V28.00</b>	-	7/32	6A	J	4 1/2	27/32	175
31.50	31.40	<b>7-5V31.50</b>	-	15/32	5A	M°	6 3/4	1 5/32	248
37.50	37.40	<b>7-5V37.50</b>	-	31/32	5A	M°	6 3/4	21/32	315
50.00	49.90	<b>7-5V50.00</b>	-	29/32	5A	M°	6 3/4	23/32	481



TYPE 1



TYPE 5



TYPE 6

P.D. for "5V" Belts = O.D.

°Note: M-N-P-W bushings are standard mounting only for these parts. See page 9 for installation instructions.

SHEAVES

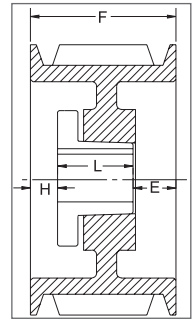
# 5V SECTION

## DIMENSIONS 8 GROOVES

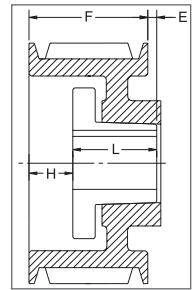
O.D.	Datum dia.	Part No	List Price \$	F = 5 13/16 inches					
				H	Type	B	L	E	Wt
7.10	7.00	8-5V7.10	186.00	1 1/16	1B	SF	2	2 3/4	23
7.50	7.40	8-5V7.50	206.00	1 1/16	1B	SF	2	2 3/4	25.4
8.00	7.90	8-5V8.00	226.00	1 1/16	1B	E	2 5/8	2 1/8	26
8.50	8.40	8-5V8.50	248.00	1 1/16	1B	E	2 5/8	2 1/8	33
9.00	8.90	8-5V9.00	268.00	1 1/16	1B	E	2 5/8	2 1/8	36
9.25	9.15	8-5V9.25	300.00	1 1/32	1B	F	3 5/8	1 5/32	42
9.75	9.65	8-5V9.75	320.00	1 1/32	1B	F	3 5/8	1 5/32	47
10.30	10.20	8-5V10.30	340.00	1 1/32	1B	F	3 5/8	1 5/32	54
10.90	10.80	8-5V10.90	348.00	1 1/32	1B	F	3 5/8	1 5/32	61
11.30	11.20	8-5V11.30	356.00	1 1/32	1W	F	3 5/8	1 5/32	57
11.80	11.70	8-5V11.80	374.00	1 1/32	1W	F	3 5/8	1 5/32	59
12.50	12.40	8-5V12.50	388.00	1 1/32	1W	F	3 5/8	1 5/32	63
13.20	13.10	8-5V13.20	440.00	1 1/32	1W	F	3 5/8	1 5/32	67
14.00	13.90	8-5V14.00	480.00	1 1/32	1W	F	3 5/8	1 5/32	77
15.00	14.90	8-5V15.00	560.00	1 1/32	1A	F	3 5/8	1 5/32	79
16.00	15.90	8-5V16.00	640.00	1 1/32	1A	F	3 5/8	1 5/32	85
18.70	18.60	8-5V18.70	700.00	5/32	1A	J	4 1/2	1 5/32	112
21.20	21.10	8-5V21.20	760.00	7/32	6A	J	4 1/2	1 17/32	119
23.60	23.50	8-5V23.60	840.00	5/32	1A	J	4 1/2	1 5/32	154
28.00	27.90	8-5V28.00	1020.00	7/32	6A	J	4 1/2	1 17/32	179
31.50	31.40	8-5V31.50	1440.00	7/32	2A	M°	6 3/4	1 5/32	295
37.50	37.40	8-5V37.50	1780.00	9/32	5A	M°	6 3/4	21/32	326
50.00	49.90	8-5V50.00	2440.00	7/32	5A	M°	6 3/4	23/32	466

P.D. for "5V" Belts = O.D.

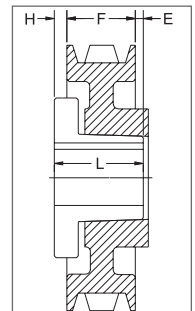
°Note: M-N-P-W bushings are standard mounting only for these parts. See page 9 for installation instructions.



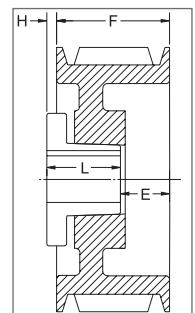
TYPE 1



TYPE 2



TYPE 5



TYPE 6

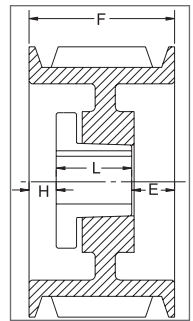
SHEAVES

# 5V SECTION

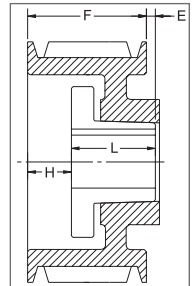
## DIMENSIONS 9 GROOVES

(Contact your sales representative for price & availability)

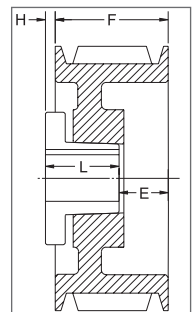
O.D.	Datum dia.	Part No	List Price \$	F = 6 1/2 inches					
				H	Type	B	L	E	Wt
8.00	7.90	9-5V8.00	-	1 13/16	1B	E	2 5/8	2 1/16	29
8.50	8.40	9-5V8.50	-	1 13/16	1B	E	2 5/8	2 1/16	36
9.00	8.90	9-5V9.00	-	1 23/32	1B	F	3 5/8	1 5/32	43
9.25	9.15	9-5V9.25	-	1 23/32	1B	F	3 5/8	1 5/32	46
9.75	9.65	9-5V9.75	-	1 23/32	1B	F	3 5/8	1 5/32	52
10.30	10.20	9-5V10.30	-	1 23/32	1B	F	3 5/8	1 5/32	58
10.90	10.80	9-5V10.90	-	1 23/32	1B	F	3 5/8	1 5/32	66
11.30	11.20	9-5V11.30	-	1 23/32	1B	F	3 5/8	1 5/32	71
11.80	11.70	9-5V11.80	-	1 23/32	1W	F	3 5/8	1 5/32	73
12.50	12.40	9-5V12.50	-	1 3/32	1W	J	4 1/2	29/32	83
13.20	13.10	9-5V13.20	-	1 3/32	1W	J	4 1/2	29/32	98
14.00	13.90	9-5V14.00	-	1 15/32	1W	J	4 1/2	17/32	91
15.00	14.90	9-5V15.00	-	2 5/32	2W	J	4 1/2	5/32	120
16.00	15.90	9-5V16.00	-	2 5/32	2A	J	4 1/2	5/32	94
18.70	18.60	9-5V18.70	-	1 15/32	1A	J	4 1/2	17/32	117
21.20	21.10	9-5V21.20	-	15/32	1A	J	4 1/2	1 17/32	137
23.60	23.50	9-5V23.60	-	15/32	6A	M°	6 3/4	7/32	236
28.00	27.90	9-5V28.00	-	7/32	2A	M°	6 3/4	15/32	242
31.50	31.40	9-5V31.50	-	7/32	2A	M°	6 3/4	15/32	276
37.50	37.40	9-5V37.50	-	7/32	2A	M°	6 3/4	15/32	358
50.00	49.90	9-5V50.00	-	9/32	2A	M°	6 3/4	17/32	577



TYPE 1



TYPE 2



TYPE 6

SHEAVES

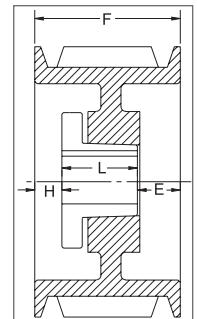
P.D. for "5V" Belts = O.D.

°Note: M-N-P-W bushings are standard mounting only for these parts. See page 9 for installation instructions.

# 5V SECTION

## DIMENSIONS 10 GROOVES

O.D.	Datum dia.	Part No	List Price \$	F = 7 3/16 inches					
				H	Type	B	L	E	Wt
8.00	7.90	10-5V8.00	252.00	1 13/16	1B	E	2 5/8	2 3/4	32
8.50	8.40	10-5V8.50	272.00	1 13/16	1B	E	2 5/8	2 3/4	38
9.00	8.90	10-5V9.00	300.00	1 23/32	1B	F	3 5/8	1 27/32	46
9.25	9.15	10-5V9.25	304.00	1 23/32	1B	F	3 5/8	1 27/32	48
9.75	9.65	10-5V9.75	360.00	1 23/32	1B	F	3 5/8	1 27/32	54
10.30	10.20	10-5V10.30	372.00	1 23/32	1B	F	3 5/8	1 27/32	61
10.90	10.80	10-5V10.90	384.00	1 23/32	1B	F	3 5/8	1 27/32	69
11.30	11.20	10-5V11.30	440.00	1 23/32	1B	F	3 5/8	1 27/32	73
11.80	11.70	10-5V11.80	480.00	1 23/32	1W	F	3 5/8	1 27/32	77
12.50	12.40	10-5V12.50	500.00	1 25/32	1W	J	4 1/2	29/32	93
13.20	13.10	10-5V13.20	580.00	1 25/32	1W	J	4 1/2	29/32	100
14.00	13.90	10-5V14.00	640.00	2 5/32	1W	J	4 1/2	17/32	90
15.00	14.90	10-5V15.00	720.00	2 5/32	1W	J	4 1/2	17/32	98
16.00	15.90	10-5V16.00	780.00	2 5/32	1A	J	4 1/2	17/32	99
18.70	18.60	10-5V18.70	860.00	2 5/32	1A	J	4 1/2	17/32	123
21.20	21.10	10-5V21.20	960.00	1 5/32	1A	J	4 1/2	1 17/32	139
23.60	23.50	10-5V23.60	1040.00	7/32	1A	M°	6 3/4	7/32	245
28.00	27.90	10-5V28.00	1280.00	7/32	1A	M°	6 3/4	7/32	256
31.50	31.40	10-5V31.50	1560.00	7/32	1A	M°	6 3/4	7/32	329
37.50	37.40	10-5V37.50	1840.00	7/32	1A	M°	6 3/4	7/32	356
50.00	49.90	10-5V50.00	2580.00	9/32	1A	M°	6 3/4	5/32	556



TYPE 1

SHEAVES

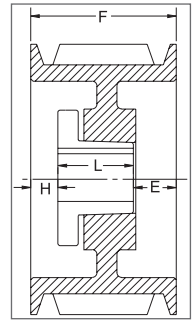
P.D. for "5V" Belts = O.D.

°Note: M-N-P-W bushings are standard mounting only for these parts. See page 9 for installation instructions.

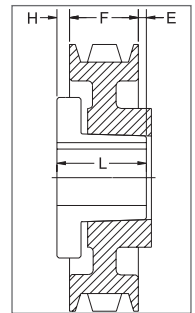
# 8V SECTION

## DIMENSIONS 4 GROOVES

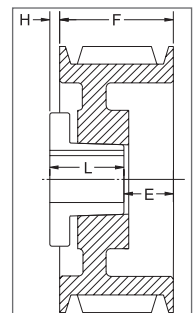
O.D.	Datum dia.	Part No	List Price \$	F = 4 7/8 inches					
				H	Type	B	L	E	Wt
12.5	12.3	4-8V12.50	544.00	1/32	6W	F	3 5/8	1 9/32	56
13.2	13.0	4-8V13.20	552.00	1/32	6W	F	3 5/8	1 9/32	63
14.0	13.8	4-8V14.00	560.00	1/32	6W	F	3 5/8	1 9/32	65
15.0	14.8	4-8V15.00	596.00	1/32	6W	F	3 5/8	1 9/32	72
16.0	15.8	4-8V16.00	660.00	1/32	6A	F	3 5/8	1 9/32	80
17.0	16.8	4-8V17.00	720.00	1/32	1A	F	3 5/8	1 7/32	93
18.0	17.8	4-8V18.00	760.00	1/32	1A	F	3 5/8	1 7/32	105
19.0	18.8	4-8V19.00	790.00	1/32	6A	F	3 5/8	1 9/32	113
20.0	19.8	4-8V20.00	820.00	3/32	1A	J	4 1/2	9/32	125
21.2	21.0	4-8V21.20	840.00	3/32	1A	J	4 1/2	9/32	131
22.4	22.2	4-8V22.40	886.00	3/32	1A	J	4 1/2	9/32	150
24.8	24.6	4-8V24.80	1190.00	27/32	5A	M°	6 3/4	1 1/32	247
30.0	29.8	4-8V30.00	1350.00	27/32	5A	M°	6 3/4	1 1/32	230
35.5	35.3	4-8V35.50	1790.00	27/32	5A	M°	6 3/4	1 1/32	329
40.0	39.8	4-8V40.00	1970.00	27/32	5A	M°	6 3/4	1 1/32	325
44.5	44.3	4-8V44.50	2590.00	27/32	5A	M°	6 3/4	1 1/32	434
53.0	52.8	4-8V53.00	3240.00	27/32	5A	M°	6 3/4	1 1/32	425



TYPE 1



TYPE 5



TYPE 6

SHEAVES

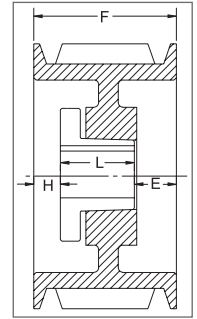
P.D. for "8V" Belts = O.D.

°Note: M-N-P-W bushings are standard mounting only for these parts. See page 9 for installation instructions.

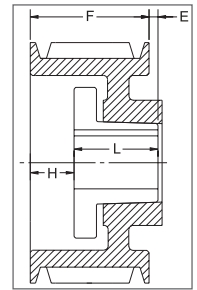
# 8V SECTION

## DIMENSIONS 5 GROOVES

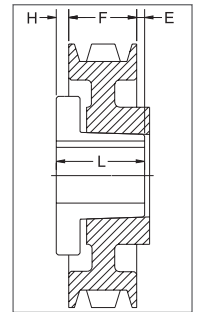
O.D.	Datum dia.	Part No	List Price \$	F = 6 inches					
				H	Type	B	L	E	Wt
12.5	12.3	5-8V12.50	588.00	1 1/16	1W	F	3 5/8	1 5/16	64
13.2	13.0	5-8V13.20	618.00	1 1/16	1W	F	3 5/8	1 5/16	75
14.0	13.8	5-8V14.00	660.00	1 1/16	1W	F	3 5/8	1 5/16	77
15.0	14.8	5-8V15.00	700.00	1 3/32	1W	F	3 5/8	1 9/32	87
16.0	15.8	5-8V16.00	740.00	1 3/32	1A	F	3 5/8	1 9/32	93
17.0	16.8	5-8V17.00	846.00	19/32	1A	J	4 1/2	29/32	105
18.0	17.8	5-8V18.00	900.00	19/32	1A	J	4 1/2	29/32	117
19.0	18.8	5-8V19.00	960.00	19/32	1A	J	4 1/2	29/32	126
20.0	19.8	5-8V20.00	990.00	19/32	1A	J	4 1/2	29/32	135
21.2	21.0	5-8V21.20	1150.00	19/32	1A	J	4 1/2	29/32	160
22.4	22.2	5-8V22.40	1310.00	9/32	2A	M°	6 3/4	1 1/32	188
24.8	24.6	5-8V24.80	1390.00	5/16	2A	M°	6 3/4	1 1/16	266
30.0	29.8	5-8V30.00	1570.00	5/16	2A	M°	6 3/4	1 1/16	255
35.5	35.3	5-8V35.50	1990.00	5/16	2A	M°	6 3/4	1 1/16	391
40.0	39.8	5-8V40.00	2240.00	5/16	2A	M°	6 3/4	1 1/16	355
44.5	44.3	5-8V44.50	2990.00	1 5/16	5A	N°	8 1/8	13/16	538
53.0	52.8	5-8V53.00	3480.00	1 5/16	5A	N°	8 1/8	13/16	500



TYPE 1



TYPE 2



TYPE 5

SHEAVES

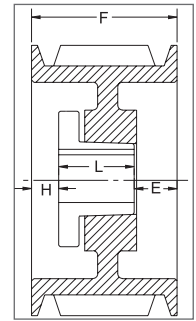
P.D. for "8V" Belts = O.D.

°Note: M-N-P-W bushings are standard mounting only for these parts. See page 9 for installation instructions.

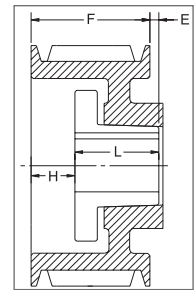
# 8V SECTION

## DIMENSIONS 6 GROOVES

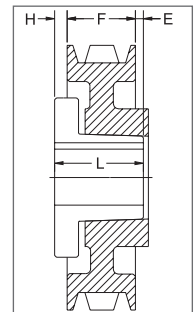
O.D.	Datum dia.	Part No	List Price \$	F = 7 1/8 inches					
				H	Type	B	L	E	Wt
12.5	12.3	6-8V12.50	618.00	2 3/32	1B	F	3 5/8	1 13/32	79
13.2	13.0	6-8V13.20	660.00	1 1/16	1W	F	3 5/8	2 7/16	86
14.0	13.8	6-8V14.00	722.00	1 1/16	1W	F	3 5/8	2 7/16	92
15.0	14.8	6-8V15.00	774.00	1 5/32	1W	J	4 1/2	1 15/32	99
16.0	15.8	6-8V16.00	824.00	1 5/32	1W	J	4 1/2	1 15/32	119
17.0	16.8	6-8V17.00	928.00	1 5/32	1A	J	4 1/2	1 15/32	125
18.0	17.8	6-8V18.00	1000.00	1 5/32	1A	J	4 1/2	1 15/32	131
19.0	18.8	6-8V19.00	1040.00	1 5/32	1A	J	4 1/2	1 15/32	146
20.0	19.8	6-8V20.00	1190.00	1 9/32	2A	M°	6 3/4	29/32	153
21.2	21.0	6-8V21.20	1320.00	1 9/32	2W	M°	6 3/4	29/32	170
22.4	22.2	6-8V22.40	1560.00	1 9/32	2A	M°	6 3/4	29/32	205
24.8	24.6	6-8V24.80	1590.00	9/32	1A	M°	6 3/4	3/32	285
30.0	29.8	6-8V30.00	1610.00	9/32	1A	M°	6 3/4	3/32	291
35.5	35.3	6-8V35.50	2190.00	3/16	5A	N°	8 1/8	13/16	467
40.0	39.8	6-8V40.00	2440.00	3/16	2A	N°	8 1/8	1 3/16	401
44.5	44.3	6-8V44.50	3390.00	3/16	5A	N°	8 1/8	13/16	573
53.0	52.8	6-8V53.00	3720.00	3/16	5A	N°	8 1/8	13/16	520
58.0	57.8	-	-	-	-	-	-	-	-
63.0	62.8	6-8V63.00	6190.00	3/4	5A	P°	9 3/8	1 1/2	890
71.0	70.8	6-8V71.00	9000.00	3/4	5A	P°	9 3/8	1 1/2	1131



TYPE 1



TYPE 2



TYPE 5

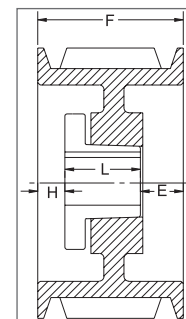
P.D. for "8V" Belts = O.D.  
 °Note: M-N-P-W bushings are standard mounting only for these parts. See page 9 for installation instructions.

SHEAVES

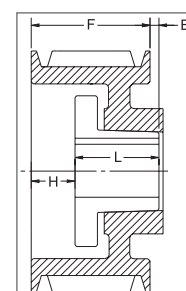
# 8V SECTION

## DIMENSIONS 8 GROOVES

O.D.	Datum dia.	Part No	List Price \$	F = 9 3/8 inches					
				H	Type	B	L	E	Wt
12.5	12.3	8-8V12.50	780.00	2 1/32	1B	J	4 1/2	2 27/32	100
13.2	13.0	8-8V13.20	824.00	2 1/32	1B	J	4 1/2	2 27/32	126
14.0	13.8	8-8V14.00	866.00	2 1/32	1W	J	4 1/2	2 27/32	124
15.0	14.8	8-8V15.00	928.00	2 1/32	1W	J	4 1/2	2 27/32	134
16.0	15.8	8-8V16.00	1010.00	2 5/32	1W	J	4 1/2	2 23/32	145
17.0	16.8	8-8V17.00	1124.00	2 9/32	1W	M°	6 3/4	11/32	213
18.0	17.8	8-8V18.00	1200.00	2 9/32	1W	M°	6 3/4	11/32	213
19.0	18.8	8-8V19.00	1240.00	2 9/32	1W	M°	6 3/4	11/32	221
20.0	19.8	8-8V20.00	1280.00	2 9/32	1W	M°	6 3/4	11/32	217
21.2	21.0	8-8V21.20	1380.00	2 9/32	1W	M°	6 3/4	11/32	239
22.4	22.2	8-8V22.40	1590.00	2 9/32	1A	M°	6 3/4	11/32	260
24.8	24.6	8-8V24.80	1790.00	3/16	1A	N°	8 1/8	1 1/16	417
30.0	29.8	8-8V30.00	1840.00	3/16	1A	N°	8 1/8	1 1/16	352
35.5	35.3	8-8V35.50	2390.00	3/16	1A	N°	8 1/8	1 1/16	575
40.0	39.8	8-8V40.00	2640.00	3/16	1A	N°	8 1/8	1 1/16	496
44.5	44.3	8-8V44.50	3790.00	1/4	2A	P°	9 3/8	1/4	783
53.0	52.8	8-8V53.00	3960.00	1/4	2A	P°	9 3/8	1/4	760
58.0	57.8	8-8V58.00	5500.00	1/4	2A	P°	9 3/8	1/4	1068
63.0	62.8	8-8V63.00	6990.00	1/4	2A	P°	9 3/8	1/4	1116
71.0	70.8	8-8V71.00	10000.00	0	5A	W°	11 3/8	2	1632



TYPE 1



TYPE 2

SHEAVES

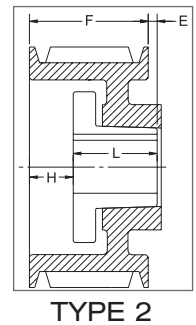
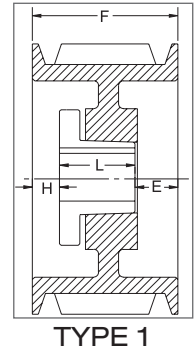
P.D. for "8V" Belts = O.D.

°Note: M-N-P-W bushings are standard mounting only for these parts. See page 9 for installation instructions.

# 8V SECTION

## DIMENSIONS 10 GROOVES

O.D.	Datum dia.	Part No	List Price \$	F = 11 5/8 inches					
				H	Type	B	L	E	Wt
12.5	12.3	10-8V12.50	948.00	2 5/32	1B	J	4 1/2	4 31/32	148
13.2	13.0	10-8V13.20	1114.00	2 5/32	1B	J	4 1/2	4 31/32	148
14.0	13.8	10-8V14.00	1278.00	2 5/32	1B	J	4 1/2	4 31/32	160
15.0	14.8	10-8V15.00	1442.00	2 9/32	1B	M°	6 3/4	2 19/32	259
16.0	15.8	10-8V16.00	1608.00	2 9/32	1B	M°	6 3/4	2 19/32	296
17.0	16.8	10-8V17.00	1648.00	2 9/32	1W	M°	6 3/4	2 19/32	269
18.0	17.8	10-8V18.00	1720.00	2 9/32	1W	M°	6 3/4	2 19/32	282
19.0	18.8	10-8V19.00	1760.00	2 9/32	1W	M°	6 3/4	2 19/32	300
20.0	19.8	10-8V20.00	1860.00	2 9/32	1W	M°	6 3/4	2 19/32	318
21.2	21.0	10-8V21.20	2040.00	2 9/32	1W	M°	6 3/4	2 19/32	340
22.4	22.2	10-8V22.40	2246.00	3/16	1A	N°	8 1/8	3 5/16	410
24.8	24.6	10-8V24.80	2290.00	3/16	1A	N°	8 1/8	3 5/16	463
30.0	29.8	10-8V30.00	2350.00	3/16	1A	N°	8 1/8	3 5/16	557
35.5	35.3	10-8V35.50	2790.00	1/4	1A	P°	9 3/8	2	706
40.0	39.8	10-8V40.00	3350.00	1/4	1A	P°	9 3/8	2	817
44.5	44.3	10-8V44.50	4190.00	1/4	1A	P°	9 3/8	2	854
53.0	52.8	10-8V53.00	5000.00	1/4	1A	P°	9 3/8	2	1198
58.0	57.8	10-8V58.00	7000.00	3/8	2A	W°	11 3/8	1/8	1300
63.0	62.8	10-8V63.00	9000.00	3/8	2A	W°	11 3/8	1/8	1412
71.0	70.8	10-8V71.00	11500.00	3/8	2A	W°	11 3/8	1/8	1771



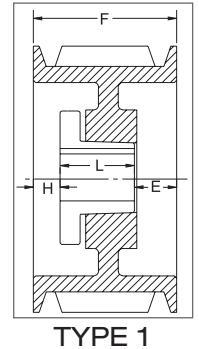
SHEAVES

P.D. for "8V" Belts = O.D.  
 °Note: M-N-P-W bushings are standard mounting only for these parts. See page 9 for installation instructions.

# 8V SECTION

## DIMENSIONS 12 GROOVES

O.D.	Datum dia.	Part No	List Price \$	F = 13 7/8 inches					
				H	Type	B	L	E	Wt
12.5	12.3	12-8V12.50	2080.00	2 9/32	1B	M°	6 3/4	4 27/32	197
13.2	13.0	12-8V13.20	2120.00	2 9/32	1B	M°	6 3/4	4 27/32	219
14.0	13.8	12-8V14.00	2160.00	2 9/32	1B	M°	6 3/4	4 27/32	245
15.0	14.8	12-8V15.00	2200.00	2 9/32	1B	M°	6 3/4	4 27/32	280
16.0	15.8	12-8V16.00	2240.00	2 9/32	1B	M°	6 3/4	4 27/32	319
17.0	16.8	12-8V17.00	2280.00	2 9/32	1B	M°	6 3/4	4 27/32	321
18.0	17.8	12-8V18.00	2320.00	2 9/32	1B	M°	6 3/4	4 27/32	337
19.0	18.8	12-8V19.00	2400.00	3/16	1B	N°	8 1/8	5 9/16	380
20.0	19.8	12-8V20.00	2480.00	3/16	1W	N°	8 1/8	5 9/16	402
21.2	21.0	12-8V21.20	2560.00	3/16	1W	N°	8 1/8	5 9/16	420
22.4	22.2	12-8V22.40	2640.00	3/16	1A	N°	8 1/8	5 9/16	458
24.8	24.6	12-8V24.80	3000.00	3/16	1A	N°	8 1/8	5 9/16	516
30.0	29.8	12-8V30.00	3380.00	1/4	1A	P°	9 3/8	4 1/4	671
35.5	35.3	12-8V35.50	3660.00	1/4	1A	P°	9 3/8	4 1/4	798
40.0	39.8	12-8V40.00	5000.00	1/4	1A	P°	9 3/8	4 1/4	909
44.5	44.3	12-8V44.50	6500.00	1/4	1A	P°	9 3/8	4 1/4	982
53.0	52.8	12-8V53.00	8000.00	5/8	1A	W°	11 3/8	1 7/8	1456
58.0	57.8	12-8V58.00	9000.00	5/8	1A	W°	11 3/8	1 7/8	1500
63.0	62.8	12-8V63.00	10000.00	5/8	1A	W°	11 3/8	1 7/8	1540
71.0	70.8	12-8V71.00	13000.00	5/8	1A	W°	11 3/8	1 7/8	1912



SHEAVES

P.D. for "8V" Belts = O.D.

°Note: M-N-P-W bushings are standard mounting only for these parts. See page 9 for installation instructions.